

# Grotime

Essentials INFA GROUP

## LAWSON COT 30231



Two adults are required to assemble this cot



Follow all manufacturer's assembly instructions carefully to ensure the safety features of the cot are not compromised

### Grotime Essentials

110-114 Old Bathurst Rd,  
Emu Plains, NSW 2750

P.O. Box 487, Emu Plains,  
NSW 2750

### Customer Care

**Email:** [customercare@infa.com.au](mailto:customercare@infa.com.au)

AUSTRALIA  
1300 92 4632  
[www.grotime.com.au](http://www.grotime.com.au)

NEW ZEALAND  
067 590 870  
[www.grotime.co.nz](http://www.grotime.co.nz)



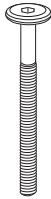
Carefully remove all packaging material and dispose of it according to grade. Be careful not to throw away any components by mistake. After use, dispose of the product in an environmentally friendly manner at your local recycling centre

## HARDWARE INVENTORY



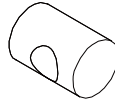
x4

32mm bolt



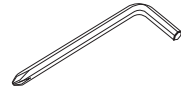
x8

60mm bolt



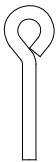
x8

Barrel Nut



x1

Allen key/Screw Driver



x4

Base support bracket

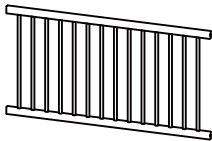


x4




12mm screw

## PARTS INVENTORY



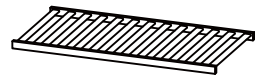
x2

Fixed side



x2

End panel



x1

Cot base



# WARNING

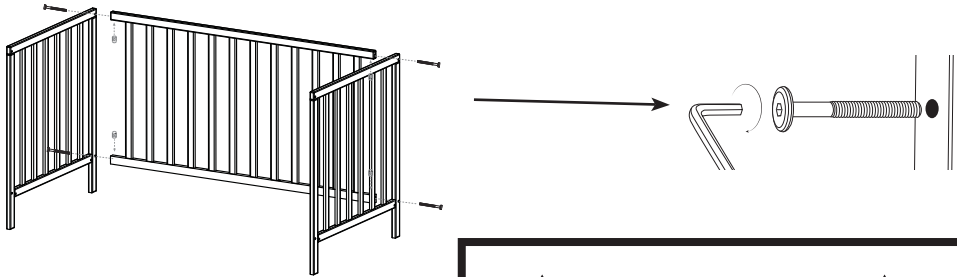
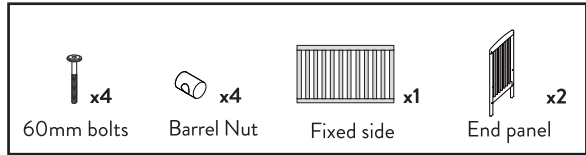


BEFORE ASSEMBLING THE COT, ENSURE YOU HAVE A CLEAR AREA ON CARPET OR A THICK BLANKET OR RUG. NEVER ASSEMBLE ON A HARD SURFACE.

## STEP 1

Assemble fixed side to ends using 4 x 60mm bolts

⚠ Do not tighten bolts at this stage



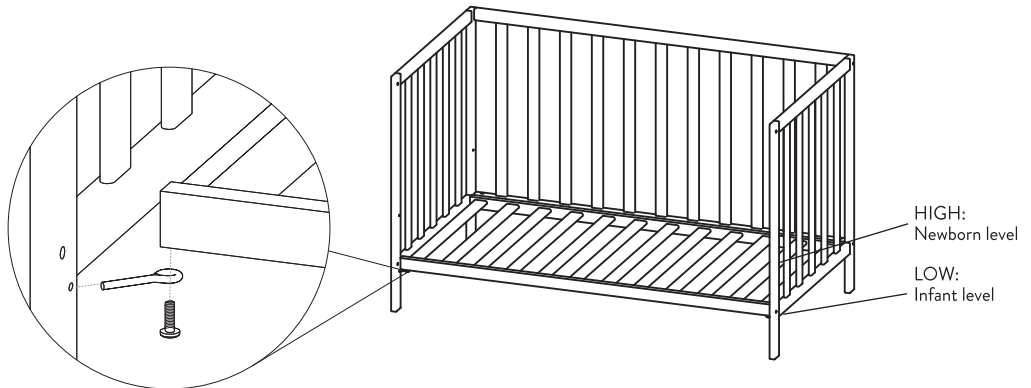
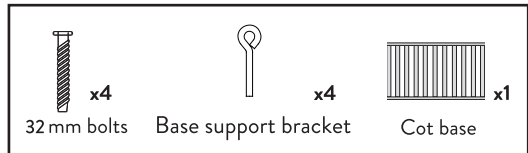
## ⚠ WARNING ⚠

TO PREVENT FALLS, THE MATTRESS BASE OF THIS COT SHOULD BE ADJUSTED TO THE LOWEST POSITION BEFORE CHILD CAN SIT UP.

## STEP 2

Assemble 4 x base support pins into the allotted holes in the cot ends, ensuring the correct height is chosen based on the age of your child, then assemble the cot base to the brackets using the 4 x 45mm bolts provided.

⚠ Do not tighten bolts at this stage



### STEP 3 - Low: Infant level only

When using cot in infant mode, plug finger entrapment holes using 12mm screws

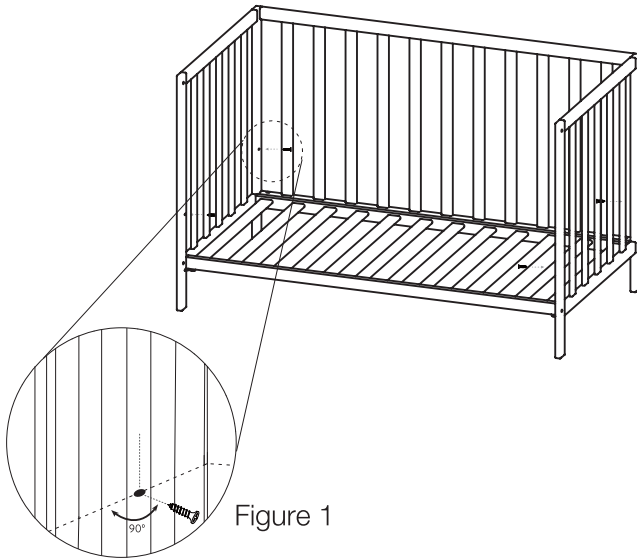
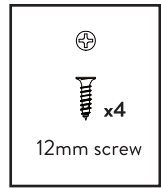
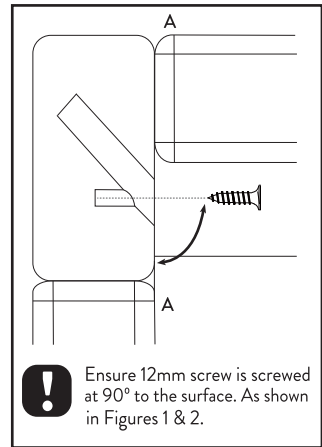



Figure 2



### STEP 4

Assemble remaining fixed side using 4 x 60mm bolts

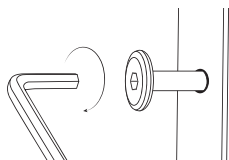


## ⚠ WARNING ⚠

TO PREVENT FALLS OR SUFFOCATION, THE MAXIMUM MATTRESS THICKNESS SHOULD NOT EXCEED 130MM

## STEP 5

### Tighten all bolts



## ⚠ WARNING ⚠

ENSURE YOUR CHOSEN LOCATION FOR THE COT IS A REASONABLE DISTANCE FROM CURTAINS, BLINDS, HEATERS, AND POWER POINTS. ALWAYS KEEP MEDICATION, STRING, ELASTIC, SMALL TOYS OR SMALL ITEMS SUCH AS MONEY OUT OF REACH FROM ANY POSITION IN THE COT.

## MAINTENANCE AND CARE

Check your cot regularly. Re-tighten all bolts. For customer care contact Grotime Australia on 1300 92 4632; or New Zealand on 067 590 870.

Do not use abrasive or corrosive agents, or hard brushes for cleaning.

Clean the surface with a lightly dampened, lint free cloth and then wipe with a dry cloth

## RECOMMENDED MATTRESS SIZE

This cot has been manufactured for use with a mattress which measures 690mm wide by 1300mm long and 130 mm in thickness. The width and length are specified because it is important that the gaps between the mattress and the sides and ends of the cot will not exceed 40mm when the mattress is pushed to one side or end, and 20mm when the mattress is centred in the cot. The thickness of the mattress has been specified to ensure that the depth of the cot is greater than 500mm with the mattress base in the lower position to minimise the risk of a child climbing or falling out of the cot.

## Grotime Essentials Warranty Details

Infa Group warrants this product for twelve months from the date of purchase against failure due to manufacturing faults or faulty materials, misuse, accidental damages, normal wear and tear or defect are not covered by this warranty. When used for commercial use the period is limited to six months. "Our goods come with guarantees that cannot be excluded Under the Australian Consumer Law. You are entitled to a replacement or refund for a major failure and for compensation for any other reasonably foreseeable loss or damage. You are also entitled to have the goods repaired or replaced if the goods fail to be of acceptable quality and the failure does not amount to a major failure."

Refer to website for details: [www.grotime.com.au](http://www.grotime.com.au)